




Template for 1.5 oz Shot Glass



Settings: In a convection oven, 400 degrees F, about 8-12 minutes, using a shot glass wrap.

Design your artwork to fill up or fit within the purple area. You can overprint into the orange area, but be aware that any artwork in the orange area will be outside the white area, and any white or light colors will show up as clear. Also, because the glass is tapered, the template has to be arched to fit the glass. Therefore, you should arch any text the same way, and if possible, arch your artwork to conform to the same arch the template follows.

-  = Maximum possible printable area
-  = The recommended printable area - the "white area"



866-516-1300
www.myenmart.com